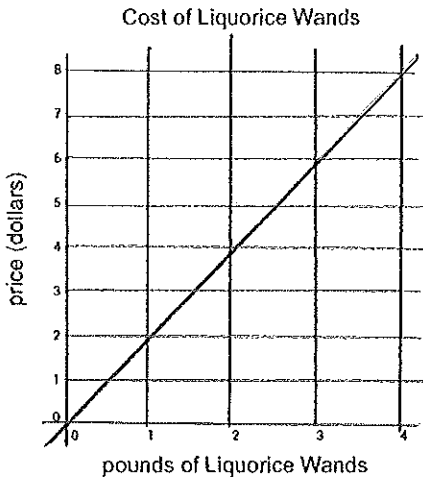


# Slope and Unit Rate: Wizard Candies!

1)

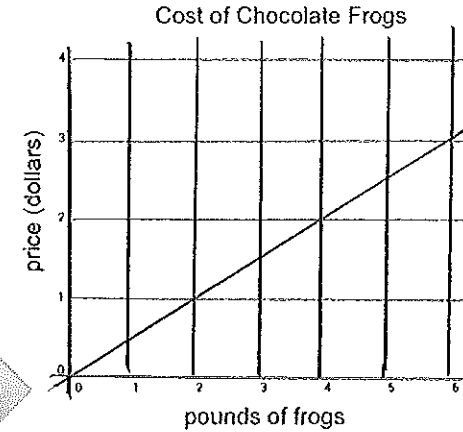


pounds	price
1	
2	
3	
4	

Fill in the table above using information from the graph.

What is the unit rate? Explain what it means in context.

2)

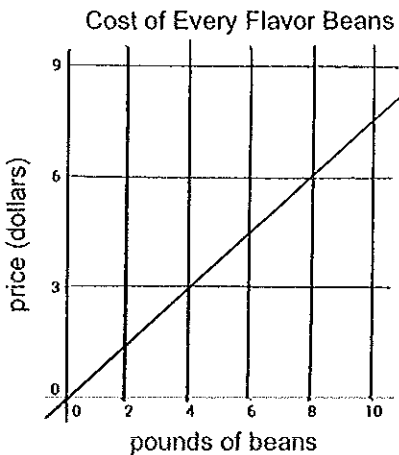


pounds	price
0	
2	
4	
6	
8	

Fill in the table above using information from the graph.

What is the unit rate? Explain what it means in context.

3)

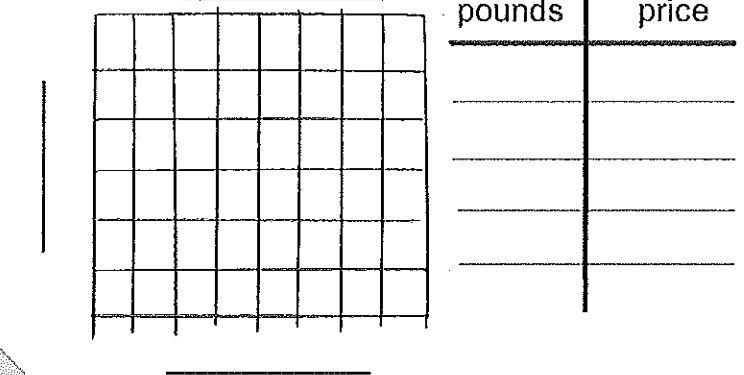


pounds	price
	0
	3
	6
	9

Fill in the table above using information from the graph.

What is the unit rate? Explain what it means in context.

4)



Create your own wizard candy (or choose one that you know) and show its price on the graph above! The cost must be between the cost of Liquorice Wands and Every Flavor Beans.

Fill in the table using information from your graph.

Describe the cost of your candy below.