

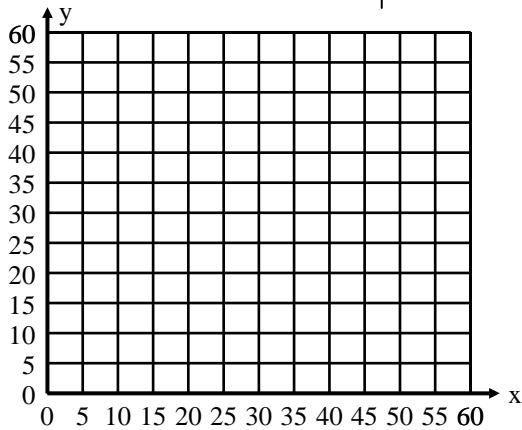
Rate of Change As slope

Name _____

Write the rate of change in fraction form. Use the rate of change to find four more ordered pairs for each relation. Graph the ordered pairs and sketch the line. Count the slope from the graph.

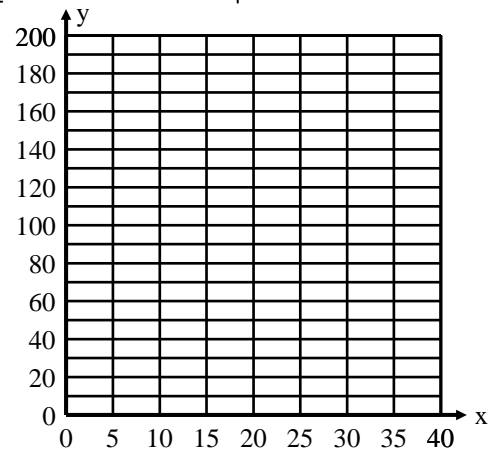
1. The Bunny Run at Alta Ski Resort rises 1 foot every 4 feet across.

	Rise (x)	Run (y)
Rate of change		
Slope of the line		



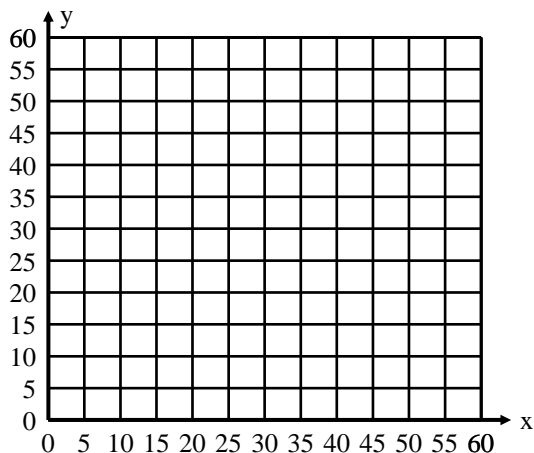
3. Michael spends about \$10 dollars each week out of his savings. He began with \$200.

	week # (x)	balance (y)
Rate of change		
Slope of the line		



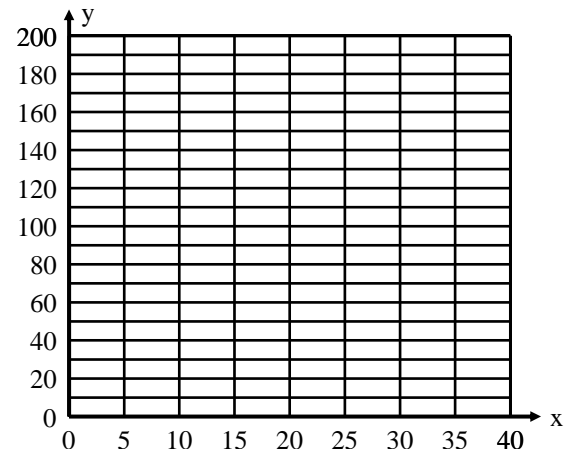
2. A phone card rate is .05/min.

	Rise (x)	Run (y)
Rate of change		
Slope of the line		


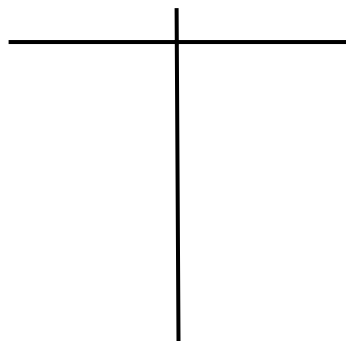


4. Rosa earns \$5 per hour for babysitting.

	Hours # (x)	Earnings(y)
Rate of change		
Slope of the line		



5. Think of a relational situation in your life that changes at a steady rate. Create a table showing five ordered pairs. Write the rate as the slope of the line, and graph the linear relation.



6. Explain how the slope of the line compares to the rate of change for the data.