

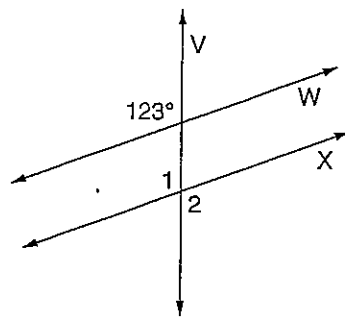
Pre-Algebra
Angle Measurements

Use the information given to find the measure of each angle.

A. X is parallel to W.

$\angle 1 =$ _____

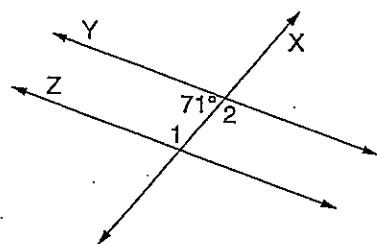
$\angle 2 =$ _____



B. Y is parallel to Z.

$\angle 1 =$ _____

$\angle 2 =$ _____



C. B is parallel to C.

D is parallel to E.

$m\angle 1 = 53^\circ$

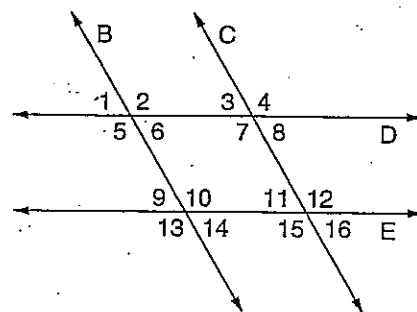
$\angle 2 =$ _____ $\angle 3 =$ _____ $\angle 4 =$ _____

$\angle 5 =$ _____ $\angle 6 =$ _____ $\angle 7 =$ _____

$\angle 8 =$ _____ $\angle 9 =$ _____ $\angle 10 =$ _____

$\angle 11 =$ _____ $\angle 12 =$ _____ $\angle 13 =$ _____

$\angle 14 =$ _____ $\angle 15 =$ _____ $\angle 16 =$ _____



D. R is perpendicular to U.

S is parallel to T.

$m\angle 1 = 39^\circ$

$\angle 2 =$ _____ $\angle 3 =$ _____ $\angle 4 =$ _____

$\angle 5 =$ _____ $\angle 6 =$ _____ $\angle 7 =$ _____

$\angle 8 =$ _____ $\angle 9 =$ _____ $\angle 10 =$ _____

$\angle 11 =$ _____ $\angle 12 =$ _____ $\angle 13 =$ _____

