

Graphing Unit Rates

7th Grade Math

Name _____

Answer the following questions.

1. A student pays \$12.50 for 10 headbands.

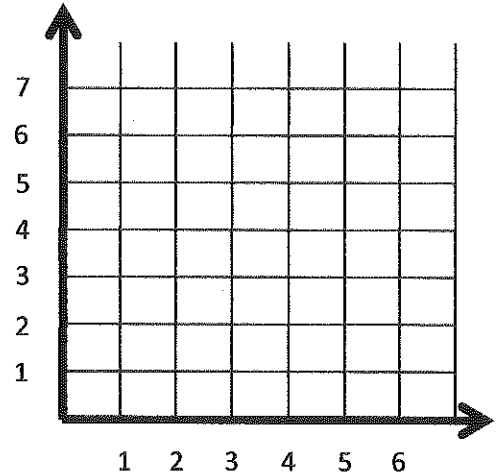
a) What is the unit rate?

x (H.B.)	y (\$)
0	
1	
2	
3	
4	
5	
6	

b) Complete the table.

c) Graph the unit rate by using the table.

d) Write an equation for the graph.



2. A soccer player runs a total of 12 miles during a 4 hour game.

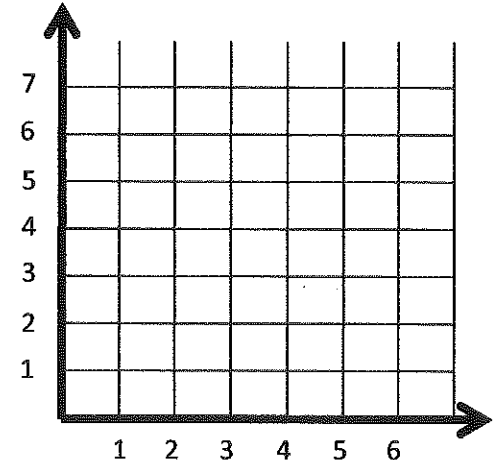
a) What is the unit rate?

x (hrs)	y (mi)
0	
1	
2	
3	
4	
5	
6	

b) Complete the table.

c) Graph the unit rate by using the table.

d) Write an equation for the graph.



3. A junior high student drinks 10 gallons of milk every 20 weeks.

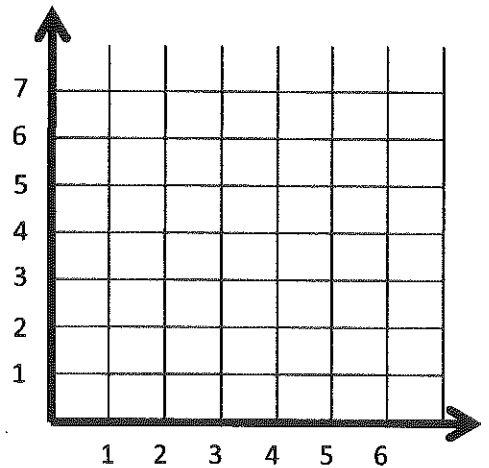
a) What is the unit rate?

x (wks)	y (gal)
0	
1	
2	
3	
4	
5	
6	

b) Complete the table.

c) Graph the unit rate by using the table.

d) Write an equation for the graph.



4. It costs \$50 for 50 itunes songs.

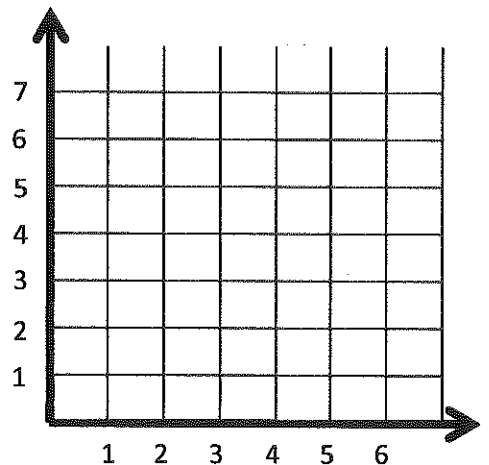
a) What is the unit rate?

x (songs)	y (\$)
0	
1	
2	
3	
4	
5	
6	

b) Complete the table.

c) Graph the unit rate by using the table.

d) Write an equation for the graph.



5. A Hummer uses 20 gallons of gas to travel 80 miles.

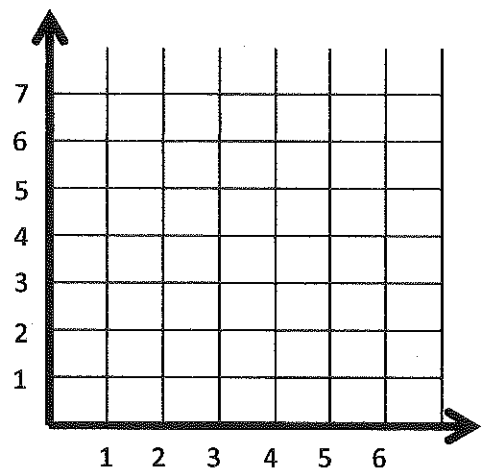
a) What is the unit rate?

x (mi)	y (gal)
0	
1	
2	
3	
4	
5	
6	

b) Complete the table.

c) Graph the unit rate by using the table.

d) Write an equation for the graph.



6. What point (ordered pair) does every table and graph above share?