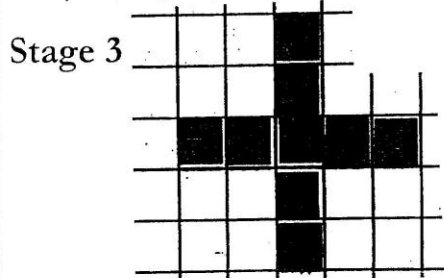
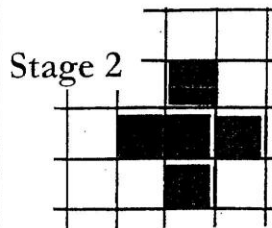
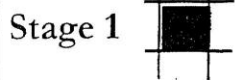




Diagram

Table

Below are some increasing crosses! The first three stages are shown in this diagram.




Make a table showing the stages and how many pieces are in each stage.

STAGE #	# of pieces

Graph

Communication



- 1) How many pieces would be in stage 4?
- 2) How many pieces would be in stage 20?
- 3) Write a rule for this pattern.

Make a line graph using the data from either the increasing cross picture or the table you constructed.